

General Data

Model: K420.2.80 N
 Code: 2001634
 Series: KAPPA
 Weight [Kg]: 37.00
 Contractor drainage submersible pump

Hydraulic

Impeller Type: -
 Delivery DN [mm]: 3" Filettata
 Input DN [mm]: -
 Free Passage [mm]: 8x22mm
 Impeller Ø [mm]: -
 Max Pump Efficiency [%]: 0.0
 Global Efficiency [%]: 5.51
 Head [m]: 17.66
 Flow [m³/h]: 45.00

Tolerance according to ISO 9906:2012 3B2



Attention: pictures for illustrative purposes

Features

Upper Meccanical seal: CA/CE/Viton
 Lower Meccanical Seal: SIC/SIC/Viton
 Upper Bearing: Single raw ball bearing
 Lower Bearing: Double raw ball bearing
 IP Protection: IP68
 Motor protection: present
 Humidity sensor: not present
 ATEX: not present
 Applied Paint: Cataphoresis
 Cable Length [m]: 20
 Lubricating Oil: Q8 WF15
 Oil Quantity [Kg]: 0.60

Materials

Pump: -
 Impeller: -
 Motor shaft: -
 Cooling Jacket: Stainless steel
 Screw: Stainless steel A2-70
 Cable: H07RNF

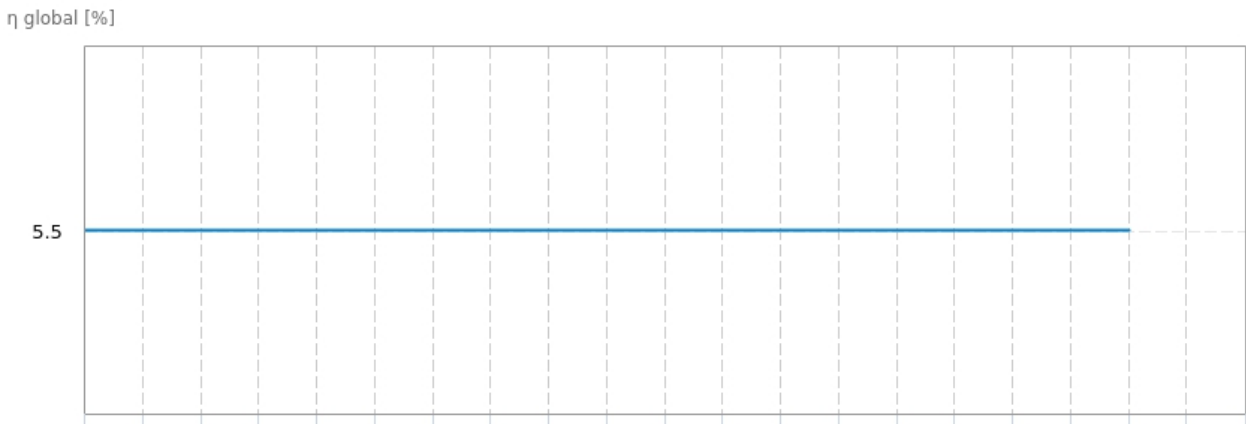
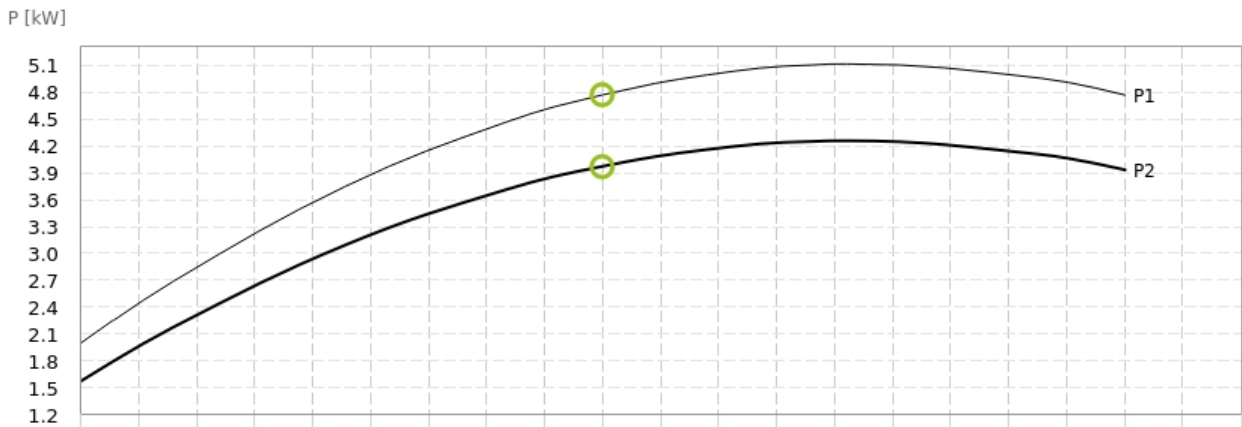
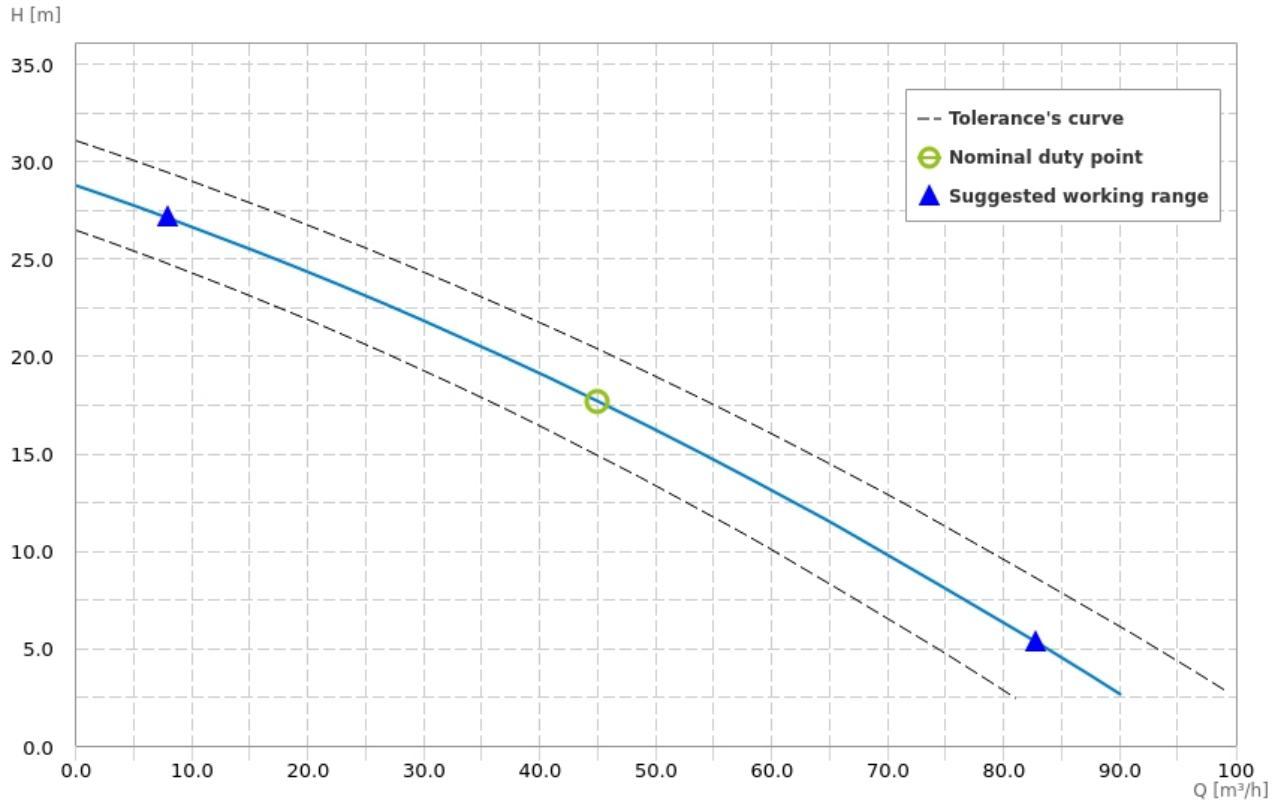
Pumped Liquid

Pumped Liquid: Liquids with abrasive particles
 Density [Kg/dm³]: 1.1

pH: 2023-10-06
Temperature Range: 0-40°C

Installation

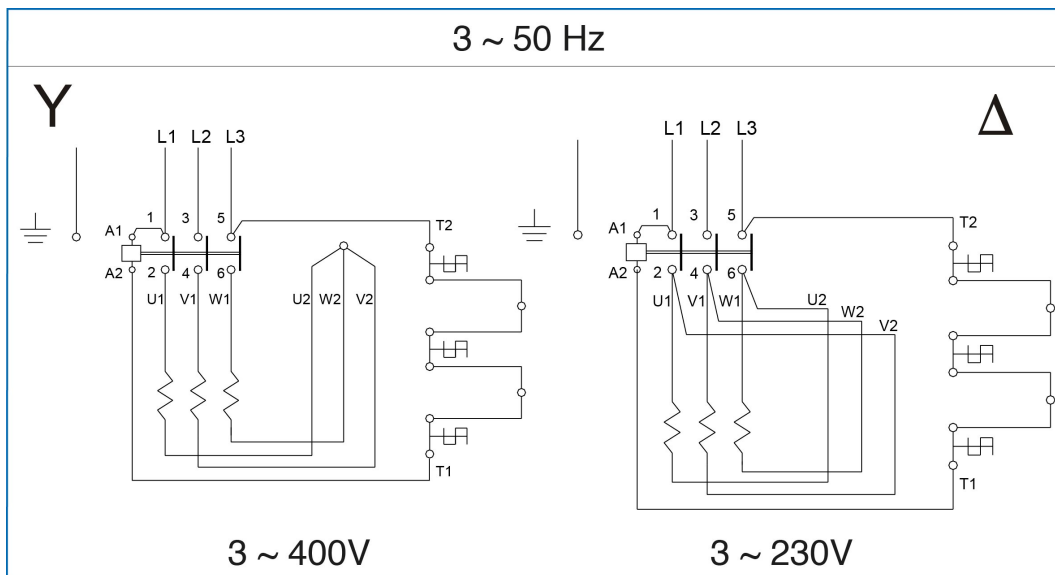
Maximum depth of immersion [m]: 20
Cooling Type: Cooling Jacket
Installation:
Floating on board machine: not present



Motor

Motor code:	3520620220
Power P1 [kW]:	5.20
Power P2 [kW]:	4.20
Phases:	3
Frequency [Hz]:	50
Tension [V]:	400
Nominal current [A]:	8.9
Starting current [%]:	544.0
Power Factor:	0.83
R.P.M.:	2850
Starting:	D.O.L
Capacitor [μF]:	0.0
Insulation Class:	F 155°C
Service type:	S2
Max Efficiency [%]:	79.00
Max Efficiency at full load [%]:	89.6
Efficiency at ¾ load [%]:	89.4
Efficiency at ½ load [%]:	89.2
Efficiency class:	IE2

Wiring diagrams



Dimensions drawing

