



[1] **EU-TYPE EXAMINATION CERTIFICATE**

[2] **Equipment intended for use in potentially explosive atmospheres Directive 2014/34/EU – Annex III**

[3] Certificate Number: **EPT 17 ATEX 2702 X issue 2**

[4] Equipment: **Submersible electropumps
AM-Ex, AT-Ex, GM-Ex, GT-Ex, HM-Ex, HT-Ex, VM-Ex, VT-Ex
Sizes 125 – 152 - 173**

[5] Manufacturer: **DRENO POMPE S.r.l.**

[6] Address: **Via Umbria n° 15, 35043 Monselice (PD) - Italia**

[7] This equipment and its accepted variations are specified in the annex to this Certificate.


[8] Eurofins Product Testing Italy S.r.l., Notified Body n. 0477 in accordance with Article 21 of the Directive 2014/34/EU of the European Parliament and of the Council of 26th February 2014, certifies that this equipment has been found to comply with the Essential Health and Safety Requirements relating to the design and construction of equipment intended for use in potentially explosive atmospheres given in Annex II of the Directive. The examination and test results are recorded in the confidential Report N°EPT.21.REL.01/2113095 Rev.1

[9] Compliance with the essential health and safety requirements is assured through the verification of them and by compliance with the following harmonized standards:

EN IEC 60079-0:2018, EN 60079-1:2014, EN ISO 80079-36:2016, EN ISO 80079-37:2016

[10] If the sign "X" is placed after the Certificate number, it indicates that the equipment is subject to the special conditions for safe use specified in the annex to this Certificate.

[11] This EU -TYPE EXAMINATION CERTIFICATE relates only to the design, the exam and the tests of the specified equipment.
Further requirements of the Directive 2014/34/EU apply to the manufacture and supply of this equipment. These requirements are not object of this Certificate.

[12] The equipment shall include the sign  and the following strings:

II 2G

Ex db IIB T4 Gb

Ex h IIB T4 Gb

0°C ≤ Tamb ≤ +40°C

Place and date of issue:

(DD-MM-YYYY)

Torino, 25-11-2021



Dionisio Bucchieri
Directive Responsible



Paolo Trisoglio
Managing Director



PRD N° 119B
Signatory of EA, IAF and ILAC Mutual Recognition Agreements

CP-ATEX-MOD-26-00



This Certificate has 5 pages and it is reproducible only in its entirety. Conditions of validity are reported below.



[13]

[14]

ANNEX
EU-TYPE EXAMINATION CERTIFICATE
N. EPT 17 ATEX 2702 X issue 2

[15] Equipment description

The submersible electropumps belong to group IIB and have respectively the type of protection "Ex db" and "Ex h".

The enclosure is made of cast iron GG 25 (the paint used does not exceed 2 mm).

The equipment is provided with auxiliary devices (thermal protectors).

The electropumps must be always installed with a device for the control of the liquid level that interrupts the power supply in case of a liquid level lower than the minimum allowed.

Electrical characteristics

Rated supply: 400 V or 230 V (Supply voltage must be within $\pm 5\%$ of the nominal value)

Rated frequency: 50 Hz

Insulation class: F (155°C)

Maximum immersion depth: 20 m

Ambient temperature: 0 ÷ +40 °C

Temperature of the pumped liquid 0 ÷ +40 °C

List of submersible electropumps:

Model	Single-phase Three-phase	Pn (kW)	Model	Single-phase Three-phase	Pn (kW)
AM-Ex 65/2/125 C.236	Single-phase	1.5	HT-Ex 65/2/152 C.502	Three-phase	3.2
AT-Ex 65/2/125 C.236	Three-phase	1.5	HT-Ex 65/2/152 C.503	Three-phase	4.2
AT-Ex 65/2/125 C.237	Three-phase	2.2	AT-Ex 80/4/152 C.244	Three-phase	2.2
AM-Ex 80/4/125 C.242	Single-phase	1.6	AT-Ex 80/4/152 C.245	Three-phase	3
AT-Ex 80/4/125 C.242	Three-phase	1.6	AT-Ex 100/4/152 C.243	Three-phase	1.7
GM-Ex 50/2/125 C.155	Single-phase	1.7	AT-Ex 100/4/152 C.244	Three-phase	2.2
GT-Ex 50/2/125 C.155	Three-phase	1.7	AT-Ex 100/4/152 C.245	Three-phase	3
GM-Ex 50/2/125 C.160	Single-phase	2.3	VT-Ex 80/4/152 C.343	Three-phase	1.7
GT-Ex 50/2/125 C.160	Three-phase	2.3	VT-Ex 80/4/152 C.344	Three-phase	2.2
HM-Ex 50/2/125 C.500	Single-phase	1.5	VT-Ex 80/4/152 C.345	Three-phase	3
HT-Ex 50/2/125 C.500	Three-phase	1.5	VT-Ex 100/4/152 C.348	Three-phase	1.7
HT-Ex 50/2/125 C.501	Three-phase	2.2	VT-Ex 100/4/152 C.349	Three-phase	2.2
VM-Ex 65/2/125 C.336	Single-phase	1.5	VT-Ex 100/4/152 C.350	Three-phase	3
VT-Ex 65/2/125 C.336	Three-phase	1.5	AT-Ex 80/2/173 C.254	Three-phase	5.5
VT-Ex 65/2/125 C.337	Three-phase	2.2	AT-Ex 80/2/173 C.257	Three-phase	7.5
VM-Ex 80/4/125 C.341	Single-phase	1.1	AT-Ex 80/2/173 C.259	Three-phase	9.5
VT-Ex 80/4/125 C.341	Three-phase	1.1	VT-Ex 80/2/173 C.354	Three-phase	5.2
VM-Ex 80/4/125 C.342	Single-phase	1.25	VT-EX 80/2/173 C.357	Three-phase	7.5




PRD N° 119B

Signatory of EA, IAF and ILAC Mutual Recognition Agreements

CP-ATEX-MOD-26-00

Dionisio Bucchieri
 Directive Responsible



 Page 2 of 5
 25-11-2021

[13]

[14]

ANNEX
EU-TYPE EXAMINATION CERTIFICATE
N. EPT 17 ATEX 2702 X issue 2



Model	Single-phase Three-phase	Pn (kW)	Model	Single-phase Three-phase	Pn (kW)
VT-Ex 80/4/125 C.342	Three-phase	1.25	GT-Ex 50/2/173 C.175	Three-phase	6.2
AT-Ex 65/2/152 C.246	Three-phase	3.2	GT-Ex 65/2/173 C.180	Three-phase	7.8
AT-Ex 65/2/152 C.247	Three-phase	4.2	GT-Ex 65/2/173 C.185	Three-phase	9.5
AT-Ex 80/2/152 C.246	Three-phase	3.2	HT-Ex 65/2/173 C.504	Three-phase	5.5
AT-Ex 80/2/152 C.247	Three-phase	4.2	HT-Ex 65/2/173 C.505	Three-phase	7.5
VT-Ex 65/2/152 C.346	Three-phase	3.2	AT-Ex 100/4/173 C.255	Three-phase	4
VT-Ex 65/2/152 C.347	Three-phase	4.2	AT-Ex 100/4/173 C.256	Three-phase	5.5
VT-Ex 80/2/152 C.346	Three-phase	3.2	AT-Ex 150/4/173 C.258	Three-phase	7.5
VT-Ex 80/2/152 C.347	Three-phase	4.2	VT-Ex 100/4/173 C.355	Three-phase	4
GT-Ex 50/2/152 C.165	Three-phase	3.2	VT-Ex 100/4/173 C.356	Three-phase	6
GT-Ex 50/2/152 C.170	Three-phase	4.2	VT-Ex 100/4/173 C.358	Three-phase	7.5

Warning label

- DO NOT OPEN WHILE ENERGISED

Routine tests

None.

[16] Assessment Report n° EPT.21.REL.01/2113095 Rev.1

This EU-Type Examination Certificate is released after the positive result of the conformity assessment of the Council Directive 2014/34/EU and to harmonized technical standards listed in this certificate performed by the Notified Body Eurofins Product Testing Italy S.r.l., and reported in the Assessment Report above cited.

[17] Special condition for a safe use


- Supply voltage must be within $\pm 5\%$ of the nominal value;
- Flameproof joints cannot be repaired;
- The submersible pump shall operate only completely submersed in liquid having temperature included in the range $0^{\circ}\text{C} \div +40^{\circ}\text{C}$. A suitable separate protection device shall be installed to prevent the pump from operating when not fully submersed;
- Use screws with property class A2-70.
- Before use, check that the additional cable retaining clamp is installed on the cable gland in order to prevent the pulling force from being transmitted to the terminations. Refer to the instructions for details.



PRD N° 119B
 Signatory of EA, IAF and ILAC Mutual Recognition Agreements

CP-ATEX-MOD-26-00

Dionisio Bucchieri
 Directive Responsible



Page 3 of 5
 25-11-2021



[13]

[14]

ANNEX
EU-TYPE EXAMINATION CERTIFICATE
N. EPT 17 ATEX 2702 X issue 2

[18] Essential Health and Safety Requirements

Assured by compliance with harmonized standards.

[19] Descriptive documents

The equipment object of this Certificate are described by the following documents that are scheduled documents and therefore they cannot be modified without the explicit authorization of the Notified Body.

Type of document	Document identification	Rev.	Date
Technical drawing Cod. 444	30104440	3	25-10-2018
Technical drawing Cod. 555	30105550	1	13-12-2010
Technical drawing Cod. 666	30106660	1	13-12-2010
Technical drawing Cod. 455	31004551	1	08-11-2010
Technical drawing Cod. 530	31005300	3	05-04-2013
Technical drawing Cod. 622N	31006221	2	27-11-2010
Technical drawing Cod. 446N	33404460	4	17-09-2015
Technical drawing Cod. 531N	33405310	2	28-04-2015
Technical drawing Cod. 630N	33406300	2	28-04-2015
Technical drawing Cod. 404	06405120	0	03-09-2009
Technical drawing Cod. 401	06405200	1	20-09-2011
Technical drawing Cod. 399EX	07316100	1	12-02-2021
Technical drawing Cod. 398	07316130	1	12-02-2021
Fasteners	Viti-fori-filettature	0	01-09-2017
*Marking Label	IQ.D.14	7	25-11-2021
*Manual for use and maintenance	Sp2_0.21-09800200	1	25-11-2021

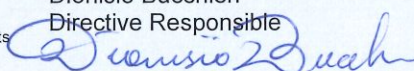
Note: An * is included before the title of documents that are new or revised.



PRD N° 119B
 Signatory of EA, IAF and ILAC Mutual Recognition Agreements

CP-ATEX-MOD-26-00

Dionisio Bucchieri
 Directive Responsible



Page 4 of 5
 25-11-2021



[13]

[14]

ANNEX
EU-TYPE EXAMINATION CERTIFICATE
N. EPT 17 ATEX 2702 X issue 2

[20] Terms and conditions

The product liability rests with the Manufacturer, his representative or, in the absence of a representative, with the importer, in accordance with the General Product Safety Directive 2001/95/EC.

The following conditions may render this certificate invalid:

- changes in the design or construction of the product;
- changes or amendments to the Directive;
- changes or amendments in the standards which form the basis for documenting compliance with the essential requirements of the 2014/34/EU Directive.

[21] History

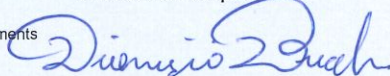
Issue	Description	Date
0	First emission, replacement of the EC-TYPE EXAMINATION CERTIFICATE n. EUM1 11 ATEX 0528 X and its supplements n. 1 and 2.	06-09-2017
1	<ul style="list-style-type: none"> • The sealing rings included in the cable glands changed material and dimensions related to the cable diameters. • The conformity to the standard EN IEC 60079-0:2018 has been verified. 	14-09-2021
2	The certificate has been reissued following verification of the updated user manual and marking label	25-11-2021



PRD N° 119B
 Signatory of EA, IAF and ILAC Mutual Recognition Agreements

CP-ATEX-MOD-26-00

Dionisio Bucchieri
 Directive Responsible



Page 5 of 5
 25-11-2021

End of Certificate